

Home

## NEW CANDIDATE REGISTRATION

### Steps to apply online

- Apply for Online Registration
- Fill Online Application Form
- Upload Scanned Photo & Signature
- Pay Examination Fee
- Download Confirmation Page

Application Form : GPAT 2019

APPLY

## ONLY REGISTERED CANDIDATES SIGN IN

Application Form : GPAT 2019

Application No :

Password :

Enter Security Pin :

Security Pin : 

SIGN IN

[Forgot Password ?](#)

[Forgot Application No ?](#)

Registration

Application Form

Image Upload

Fee Payment

## Instructions and Procedure for online submission of Application Form

[Download Information Bulletin](#)

- Please read the instructions, procedure and Information Bulletin carefully before you start filling the Application Form.
- Candidate can apply for GPAT - 2019 'ON-LINE' only through official website of GPAT (www.ntagpat.nic.in).
- Please ensure your eligibility as per the criteria laid down for GPAT.
- Examination Fees**

The fee (in Indian Rupees) for **GPAT 2019** is as follows:

EXAMINATION FEE DETAIL		
Apply For	(General/OBC)	(SC/ST/PwD with more than 40% disability/Girls/Transgender)
Fee payable for GPAT - 2019	Rs. 1400	Rs. 700
Service Charges & Service Taxes (as applicable) will be charged extra by the Bank		

- The fee is to be submitted through SBI MOPS using Net Banking/Debit/Credit Card/e-Challan facility.
- Application Procedure: Steps to be followed to apply online**

**Step 1:** **Registration for Online Application Form** and note down system generated **Application Number**. The candidate should supply all the details while filling the Online Application Form and is also required to create PASSWORD and choose Security Question and enter his/her Answer. After successful submission of the personal details, Application number will be generated and it will be used to complete the remaining Steps of the Application Form and will also be required for all future correspondence. For subsequent logins, candidate will be able to login directly with the respective system generated **Application Number** and created **Password**.

**Step 2:** **Complete the Application Form** Candidate can login with the system generated Application Number and created Password for completing the Application Form.

**Step 3:** **Upload Scanned Images of Candidate Photograph and Candidate Signature :**

- Scanned photograph and signature should be in JPG/JPEG format.
- Size of scanned photograph should be between 10 kb to 200 kb.
- Size of scanned signature should be between 4 kb to 30 kb.
- The photograph should be coloured or black/white (but clear contrast).**

**Note :**Upload the correct Photograph and Signature as the facility for correction in images will not be given.

**Step 4:** **Pay Examination Fee by SBI MOPS (Net Banking/Debit/Credit Card/e-Challan) :**

Payment by Debit/Credit Card/Net Banking/e-Challan: The candidate has to select Debit/Credit Card/Net Banking option to pay the application fee and follow the online instruction to complete the payment of fee. After successful payment, candidate will be able to print the Confirmation Page. In case the Confirmation Page is not generated after payment of fee then the transaction is cancelled and amount will be refunded to the candidate's account. However the candidate has to make another transaction, in case the Confirmation Page is not generated.

5. The fee is to be submitted through SBI MOPS using Net Banking/Debit/Credit Card/e-Challan facility.

**6. Application Procedure: Steps to be followed to apply online**

**Step 1: Registration for Online Application Form** and note down system generated **Application Number**. The candidate should supply all the details while filling the Online Application Form and is also required to create PASSWORD and choose Security Question and enter his/her Answer. After successful submission of the personal details, Application number will be generated and it will be used to complete the remaining Steps of the Application Form and will also be required for all future correspondence. For subsequent logins, candidate will be able to login directly with the respective system generated **Application Number** and created **Password**.

**Step 2: Complete the Application Form** Candidate can login with the system generated Application Number and created Password for completing the Application Form.

**Step 3: Upload Scanned Images of Candidate Photograph and Candidate Signature :**

1. Scanned photograph and signature should be in JPG/JPEG format.
2. Size of scanned photograph should be between 10 kb to 200 kb.
3. Size of scanned signature should be between 4 kb to 30 kb.
4. **The photograph should be coloured or black/white (but clear contrast).**

**Note :**Upload the correct Photograph and Signature as the facility for correction in images will not be given.

**Step 4: Pay Examination Fee by SBI MOPS (Net Banking/Debit/Credit Card/e-Challan) :**

Payment by Debit/Credit Card/Net Banking/e-Challan: The candidate has to select Debit/Credit Card/Net Banking option to pay the application fee and follow the online instruction to complete the payment of fee. After successful payment, candidate will be able to print the Confirmation Page. In case the Confirmation Page is not generated after payment of fee then the transaction is cancelled and amount will be refunded to the candidate's account. However the candidate has to make another transaction, in case the Confirmation Page is not generated.

**7. Important Instructions about PASSWORD**

During registration, candidate will be required to choose PASSWORD and Security Question and its Answer. Candidate is advised to remember his/her password for all future logins.

The Password must be as per the following Password policy.

1. Password must be 8 to 13 character long.
2. Password must have at least one Upper case alphabet.
3. Password must have at least one Lower case alphabet.
4. Password must have at least one numeric value.
5. Password must have at least one special characters eg.!@#%&^\*~-

For subsequent logins, candidate will be able to login directly with his/her respective system generated Application Number and the chosen Password.

Candidate is advised not to disclose or share his/her password with anybody. Neither NTA nor NIC will be responsible for violation or misuse of the password of a candidate.

Candidate can change his/her passwords after login, if desired.

Candidate should remember to log out at the end of his/her session so that the particulars of the candidate cannot be tampered or modified by unauthorized persons.

**8. How to reset your Password :** The following options are available to reset Password

1. Using Security Question & its Answer you chosen during Form filling .
2. Using a verification code sent via text message (SMS) to your Registered Mobile No.
3. Using a reset link sent via Email to your Registered Email address.

**9.** The Application Number printed on the computer generated Confirmation Page must be mentioned in all such correspondences. It is therefore essential to note down the application number printed on the Confirmation Page.

**NOTE.** Please fill the Application Form carefully as the facility for Correction will not be given.

**I have downloaded Information Bulletin, read and understood all the instructions.** ↕

[Click here to Proceed](#)

Home

Registration Form

Personal Details

Candidate's Name :  Father's Name :   
Mother's Name :  Date of Birth:     
Type of Identification :  Gender :   
Student Id:

Contact Details

Address:  Locality(Optional):   
City/Town/Village:  State:   
District:  Pin Code:   
Email Address:  Mobile Number (+91):   
STD code with Telephone No (Optional):

Choose Password

Password:  Confirm Password:   
Security Question:  Security Answer:

Security Pin

Enter security pin (case sensitive) :   
Security Pin :  

SUBMIT

Review Page - Online Registration Form

Review the following particulars carefully. If you would like to change any particulars entered, you may do so by pressing 'EDIT REGISTRATION FORM' button or press 'FINAL SUBMIT' button for final submission.

Personal Details

Candidate's Name: **ANKUR GUPTA** Father's Name: **JAGDESH GUPTA**  
Mother's Name: **NEERAJ GUPTA** Date of Birth: **20-02-1997**  
Type of Identification: **Student Id** Gender: **Male**  
Student Id: **854512**

Contact Details

Address: **Meerut** Locality(Optional): **Meerut**  
City/Town/Village: **Meerut** State: **UTTAR PRADESH**  
District: **MEERUT** Pin Code: **564524**  
Email Address: **ankurgupta@gmail.com** Mobile Number (+91) : **9898989898**  
STD code with Telephone No(Optional): **--**

Account Details

Security Question: **Which is the website you rarely visit ?** Security Answer: **(Not shown due to security reasons)** Password: **(Not shown due to security reasons)**

Parameters checklist to be verified

Kindly verify all the parameters listed below very carefully. Once submitted Application Form finally, no option will be provided for correction in any parameters.

I have verified :  My Name  Father Name  Mother Name  Date of Birth  Gender  Address  
 Mobile Number  Email ID

Declaration

I hereby declare that all the particulars given by me in this form are true to the best of my knowledge and belief and any mistake / misinformation, detected at the time of admission or at any stage in future, will result in the cancellation of admission. I have read and understood the procedures. I shall abide by terms and conditions thereon.

I Agree

EDIT REGISTRATION FORM

FINAL SUBMIT

Home

Change Password

Logout

Welcome Ankur Gupta

Application No : 190210000038

Registration 

Application Form

Upload Image

Fee Payment

Step 1 View Registration Form

Step 2 Complete Application Form

Step 3 Upload Images

Step 4 Pay Examination Fee

#### Application Status

Registration Form	Completed
Application Form	Incomplete
Image Uploaded	Incomplete
Application Fee payment	Incomplete

You have Completed **Registration Form**. Please note down the Application Number for future references.

**Application Number: 190210000038**

Fill the Complete Application Form by clicking on button as shown below.

Complete Application Form



Personal Details

Candidate's Name: ANKUR GUPTA  
 Father's Name: JAGDESH GUPTA  
 Mother's Name: NEERAJ GUPTA  
 Date of Birth: 20 / 02 / 1997  
 Gender: Male  
 State of Residence : UTTAR PRADESH  
 Category: General  
 Person with Disability (PwD) with more than 40% disability: No  
 Nationality : Indian  
 Are You Diabetic? No

Apply For

Apply For: GPAT 2019  
 1st Choice for Exam City: AHMEDABAD (GUJARAT)  
 2nd Choice for Exam City: AMRAVATI (MAHARASHTRA)  
 3rd Choice for Exam City: BAREILLY (UTTAR PRADESH)  
 4th Choice for Exam City: BENGALURU (KARNATAKA)

Details of Academic Qualification

Qualification	Pass Status	Name of Examination	Name of University	Year of Passing/Appearing	Result Mode	Marks Detail
Graduate	Passed	Bachelor of Pharmacy or Equivalent	A.P.J. Abdul Kalam Technological University, CET Campus, Thiruvananthapuram – 695016, Kerala. (State University)	2017	CGPA	Maximum Grade Point : 10 CGPA Obtained : 8

Security Pin

Enter security pin (case sensitive) : 4KF855  
 Security Pin : 4KF855

RESET SUBMIT

## Review Page - Online Application Form

Review the following particulars carefully. If you would like to change any particulars entered, you may do so by pressing 'EDIT APPLICATION FORM DATA' button or press 'FINAL SUBMIT' button for final submission.

## Personal Details

Candidate's Name: **ANKUR GUPTA**  
 Father's Name: **JAGDESH GUPTA**  
 Mother's Name: **NEERAJ GUPTA**  
 Date of Birth: **20-02-1997**  
 Gender: **Male**  
 State of Residence : **UTTAR PRADESH**  
 Category: **General**  
 Person with Disability (PwD) with more than 40% disability: **No**  
 Nationality : **Indian**  
 Are You Diabetic? **No**

## Apply For

Apply For: **GPAT 2019**  
 1st Choice for Exam City: **AHMEDABAD (GUJARAT)**  
 2nd Choice for Exam City: **AMRAVATI (MAHARASTRA)**  
 3rd Choice for Exam City: **BAREILLY (UTTAR PRADESH)**  
 4th Choice for Exam City: **BENGALURU (KARNATAKA)**

## Details of Academic Qualification

Qualification	Pass Status	Name of Examination	Name of University	Year of Passing/Appearing	Result Mode	Marks Detail
Graduate	Passed	Bachelor of Pharmacy or Equivalent	A.P.J. Abdul Kalam Technological University, CET Campus, Thiruvananthapuram – 695016, Kerala. (State University)	2017	CGPA	Maximum Grade Point : 10 CGPA Obtained : 8


## Parameters checklist to be verified

Kindly verify all the parameters listed below very carefully. Once submitted Application Form finally, no option will be provided for correction in any parameters.

I have verified :  My Name  Father Name  Mother Name  Date of Birth  Gender  Category  
 Person with Disability (PwD)  Examination Cities  Educational Details

## Declaration

I hereby declare that all the particulars given by me in this application form are true to the best of my knowledge and belief and any mistake / misinformation, detected at the time of admission or at any stage in future, will result in the cancellation of admission. I have read and understood the procedures of the Application Form. I shall abide by terms and conditions thereon.

I Agree 

 EDIT APPLICATION FORM DATA

FINAL SUBMIT 



Welcome : ANKUR GUPTA

Application No : 190210000038

Registration 

Application Form 

Upload Image

Fee Payment

Step 1 [View Registration Form](#)

Step 2 [View Application Form](#)

Step 3 [Upload Images](#)

Step 4 [Pay Examination Fee](#)

### Application Status

Registration Form	Completed
Application Form	Completed
Image Uploaded	Incomplete
Application Fee payment	Incomplete



**You have completed step 2 of Online Application Form.**

If you want to edit filled Application Form then click '**Edit Application Form**' button shown below. Otherwise proceed for uploading of scanned images by clicking '**Upload Images**' button to complete step 3. After uploading of images, you will not be able to edit the filled Application Form data.

**Application Number: 190210000038**

[Edit Application Form](#)

[Upload Images](#)

Registration Application Form Upload Image 



Fee Payment

## Upload Scanned Files

Please upload the following Scanned Files carefully in JPG format only.

1. Photograph: Size must be between 10KB to 200KB.

2. Signature: Size must be between 4KB to 30KB.

S.N	Type of File	Preview	Display
1	Photograph	<input type="button" value="Choose File"/> photoo.jpg 	
2	Signature	<input type="button" value="Choose File"/> signature.jpg 	

## Security Pin

Enter Security Pin (case sensitive) : Security Pin :   I have verified Uploaded Images carefully 

[Home](#) [Change Password](#) [Logout](#)

Welcome : ANKUR GUPTA

Application No : 190210000038

Registration 

Application Form 

Upload Image 

Fee Payment

Step 1 [View Registration Form](#)

Step 2 [View Application Form](#)

Step 3 [View Uploaded Images](#)

Step 4 [Pay Examination Fee](#)

### Application Status

Registration Form	Completed
Application Form	Completed
Image Uploaded	Completed
Application Fee payment	Incomplete

You have completed step 3 of Application Form for Graduate Pharmacy Aptitude Test.  
The processing of application form will be completed only after the payment of fee.

**You are required to pay the fee Rs. 1400/- .**

**Application Number: 190210000038**

[Edit Application Form](#)

[Pay Examination Fee Rs. 1400 /-](#)

[Edit Uploaded Images](#)

[Home](#) [Change Password](#) [Logout](#)

Welcome : ANKUR GUPTA

Application No : 190210000038

Registration 




Application Form 



Upload Image 



Fee Payment 

Mode of Payment

**Activity :** Examination Fee Payment

Select Mode of Payment

**Online Payment**

PROCEED FOR PAYMENT

**Note:** Examination fee can be deposited through Debit/Credit Card/Net Banking/e-Challan

[Home](#) [Change Password](#) [Logout](#)

Welcome : ANKUR GUPTA

Application No : 190210000038

Registration ✓

Application Form ✓

Upload Image ✓

Fee Payment ✓

✓ Step 1 View Registration Form

✓ Step 2 View Application Form

✓ Step 3 View Images

✓ Step 4 View Fee Receipt

[Download Confirmation Page](#)

### Application Status

Registration Form	Completed
Application Form	Completed
Image Uploaded	Completed
Application Fee payment	Completed

You have completed all the steps of online Application Form for Graduate Pharmacy Aptitude Test and paid the fee. Now download the confirmation page.

**Application Number: 190210000038**

Graduate Pharmacy Aptitude Test  
(GPAT)-2019  
Confirmation Page

<b>Application No.</b>	<b>190210000038</b>		-
------------------------	---------------------	-------------------------------------------------------------------------------------	---

DO NOT SEND THIS PAGE TO BOARD.

CANDIDATE IS REQUESTED TO RETAIN THE PRINTOUT OF CONFIRMATION PAGE FOR FUTURE REFERENCE.

**Personal Details**

Candidate's Name	ANKUR GUPTA	Date of Birth	20-02-1997
Mother's Name	NEERAJ GUPTA	Category	General
Father's Name	JAGDESH GUPTA	Gender	Male
Person with Disability (PwD) with more than 40% disability	No	Nationality	Indian
State of Residence	UTTAR PRADESH	Are You Diabetic?	NO

**Apply For**

Apply For	GPAT 2019	1st Choice for Exam City	AHMEDABAD
2nd Choice for Exam City	AMRAVATI	3rd Choice for Exam City	BAREILLY
4th Choice for Exam City	BENGALURU		

**Details of Academic Qualification**

Qualification	Pass Status	Name of Examination	Name of University	Year of Passing/Appearing	Result Mode	Marks Detail
Graduate	Passed	Bachelor of Pharmacy or Equivalent	A.P.J. Abdul Kalam Technological University, CET Campus, Thiruvananthapuram – 695016, Kerala. (State University)	2017	CGPA	Maximum Grade Point : 10 CGPA Obtained: 8

**Contact Details**

Address	MEERUT	Locality	MEERUT
City/Town/Village	MEERUT	District	MEERUT
State	UTTAR PRADESH	Pin Code	564524
Email Address	ank*****@gmail.com	Mobile Number (+91)	989****898
STD code with Telephone No	--		

**Fee Payment Details**

Payment Mode:	Pay through SBI(MOPS)	Transaction ID:	IGAERFECR6
Exam Fee:	1 /-	Date of Transaction:	31/10/2018 19:13:08
Fee Submitted On:	31/10/2018		

**DECLARATION**

I hereby declare that all the particulars stated in this application form are true to the best of my knowledge and belief. I have read and understood the Board procedures. I shall abide by the terms and conditions thereon.

**Images Uploaded by Candidate****Photograph****Signature**A handwritten signature in blue ink that reads 'Nijampal Singh B'.**List of Document Uploaded**

Photograph, Signature

**Date of Printing : 31/10/2018 07:06:57 PM**